

0 50400WOA Oasis™ Thickener

Wilflex™ Oasis Thickener is an additive designed to be used with Oasis inks to enhance flow properties.

Highlights

- ▶ Thickens Oasis inks.
- ▶ Can be used to prevent ink penetration into fabric to produce a smooth surface texture.
- ▶ Can be used to reduce dot gain and improve print definition.

Printing Tips

- ▶ Recommended for use with Oasis inks at a rate of 0.1%, up to 1% max by weight. Excess additions of Thickener will cause the ink to become thick and sticky, resulting in inconsistent transfer of ink onto the fabric.
- ▶ Mix vigorously for 2 minutes to achieve complete dispersion.
- ▶ Allow 10 minutes after mixing for ink to fully thicken.
- ▶ Refer to Oasis base PIB.

Compliance

- ▶ Non-PVC, non-phthalate.
- ▶ For compliance certifications, please visit www.wilflex.com/compliance.

Precautions

- ▶ Most substrates are suitable for printing; however, fibers which possess a low surface adhesion (e.g. polypropylene, silk, polyamide or wool) will require special care during drying and cure processes. Test all fabrics for color fixation and wash fastness before starting any production runs.
- ▶ Perform fusion tests before production. Failure to cure ink properly may result in poor wash fastness, inferior adhesion and unacceptable durability. Ink flash temperatures should be measured on the ink surface using an infrared thermometer sensor. Ink cure temperatures should be measured using a Thermoprobe placed directly in the wet ink film (printed) and verified on the production run substrate(s) and production equipment. It is the responsibility of the printer to determine that the correct ink has been selected for a specific substrate and the application processes meet your customer's standards or specifications.
- ▶ To avoid ink interaction in the image area, verify that the screen mesh is clean of previous ghost images. The image area must be clean and de-hazed.
- ▶ Excess additions of Oasis additives into Oasis inks may adversely affect ink properties.
- ▶ **Not recommended for use with Oasis Discharge Inks.**
- ▶ Containers must maintain air-tight seal when not in use.
- ▶ **NON-CONTAMINATION OF OASIS INKS:** Do not add or mix non-Oasis inks, additives or extenders with Oasis inks. All buckets, palette knives, stirring apparatus, squeegees, flood bars and screens must be cleaned properly and free of phthalates and PVC containing inks. Non-phthalate emulsions and pallet adhesives must be used. Failure to follow these precautions may cause phthalate contamination in violation of consumer protection laws and regulations.
- ▶ Any application not referred in this product information bulletin should be pre-tested or consultation sought with Wilflex Technical Services Department prior to printing.
- ▶ Email: techserviceswilflex@polyone.com

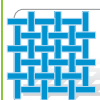
Opacity N/A
Bleed Resistance N/A
Smooth Surface N/A
Flash N/A
Gloss N/A
Printability N/A

*Values listed 1-9, with 9 being the best rating.



Fabric Types

Refer to Oasis base PIB.



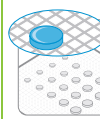
Mesh

Counts: Refer to Oasis base PIB.
Tension: Refer to Oasis base PIB.




Squeegee

Durometer: Refer to Oasis base PIB.
Edge: Refer to Oasis base PIB.
Stroke: Refer to Oasis base PIB.
Angle: Refer to Oasis base PIB.
**Do not use excess squeegee pressure.*



Water-Resistant Stencil

Direct: Refer to Oasis base PIB.
Capillary/Thick Film: N/A
Off Contact: Refer to Oasis base PIB.
Emulsion-over-Mesh: Refer to Oasis base PIB.



Flash & Cure Temperatures

Flash: Refer to Oasis base PIB.
Cure: Refer to Oasis base PIB.



Pigment Loading

WPC: N/A
**All percentages listed at % by weight.*



Oasis Additives

Add into Oasis inks at a rate of 0.1%.
 Do not exceed 1% max.
**All percentages listed at % by weight.*



Storage

37-104°F (3-40°C)
 Use within one year of manufacture date.
 Keep containers sealed at all times.



Clean Up

Warm Soap Water (Tap)
 Gentle Pressure



Health & Safety

MSDS: www.polyone.com or
 Contact your local CSR.